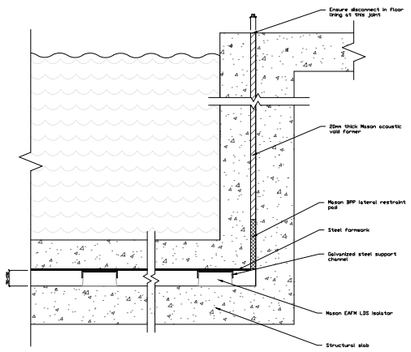

PD 01 TYPICAL DETAIL - EAFM POOL ISOLATION
NTS - Steel Formwork

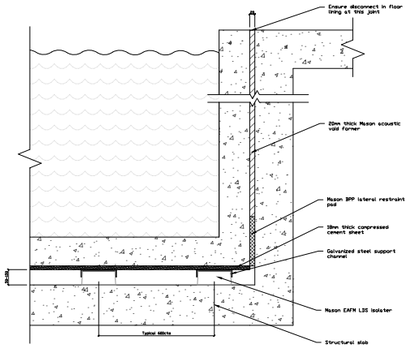

PD 02 TYPICAL DETAIL - EAFM POOL ISOLATION
NTS - Compressed Cement Sheet Formwork

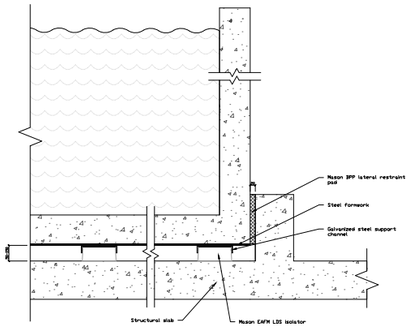

PD 03 TYPICAL DETAIL - EAFM POOL ISOLATION
NTS - Steel Formwork With Typical Lateral Restraint Hob

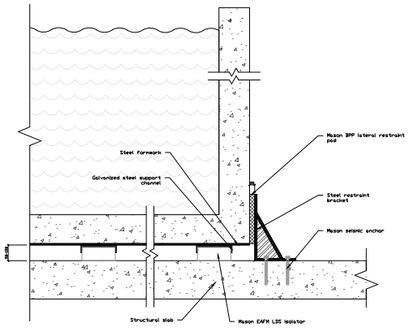

PD 04 TYPICAL DETAIL - EAFM POOL ISOLATION
NTS - Steel Formwork With Typical Lateral Restraint Steel Bracket

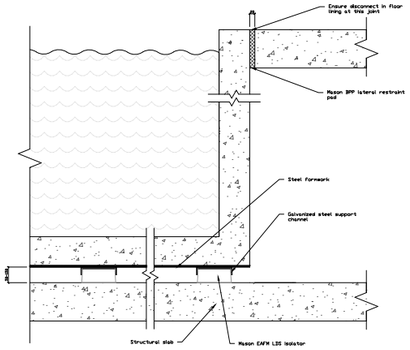

PD 05 TYPICAL DETAIL - EAFM POOL ISOLATION
NTS - Steel Formwork With Alternate Lateral Restraint

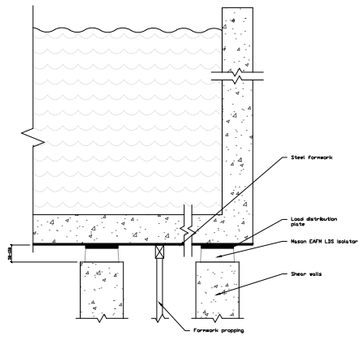

PD 06 TYPICAL DETAIL - EAFM POOL ISOLATION
NTS - Steel Formwork on Shear Walls

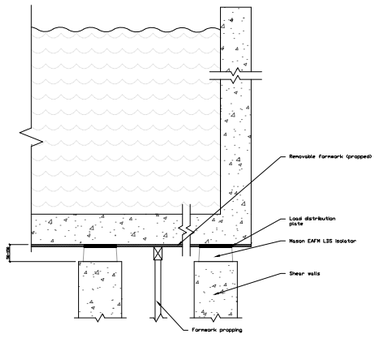

PD 07 TYPICAL DETAIL - EAFM POOL ISOLATION
NTS - Removable Formwork on Shear Walls

Notes:

NOTES

1. THIS DRAWING MAY NOT BE REPRODUCED IN WHOLE OR PART OR USED FOR THE MANUFACTURE OF ANY ARTICLE WITHOUT THE EXPRESS PERMISSION OF THE COPYRIGHT HOLDERS.
2. WORK TO FIGURED DIMENSIONS ONLY.
3. THIS DRAWING IS TO BE READ IN CONJUNCTION WITH ALL RELEVANT ARCHITECT'S, SERVICE ENGINEER'S DRAWINGS AND SPECIFICATIONS.

REV:	DESCRIPTION:	BY:	DATE:
A	DETAILS	CY	27/05/2020

STATUS: TYPICAL DETAILS

Mason Mercer
30 Chaffey Street
Thomastown, VIC 3074
Australia
Email: info@masonmercer.com.au
Phone: 1800-0-MASON
www.masonmercer.com.au

SITE: Typical Details

TITLE: EAFM POOL ISOLATION

SCALE AT A1:	DATE:	DRAWN:	CHECKED:
NTS	27/05/2020	CY	JW
PROJECT NO: NA	DRAWING NO: TYP-01		REVISION: A